

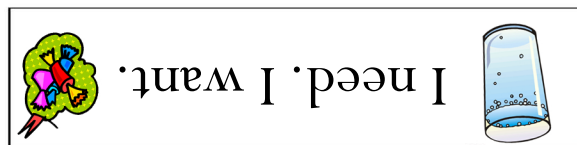
I need. I want.



WWW.KINDERGARTENMOM.COM

imgaes (c) Jupiter co.


Instructions: Cut out and mount a pocket on each side of folder. (glue only outside edges) In order to make it more sturdy you may want to first glue it on a thicker paper. Cut out picture cards.
Play: Look at picture cards. Place the things we need to survive in "needs" pocket. Place things we may want in the "want" pocket.



needs



wants



warmth



warm clothes



learning



water



money



roller coaster



food



candy



shelter



soap



t.v.




castle



fancy car



chocolate



soda

