
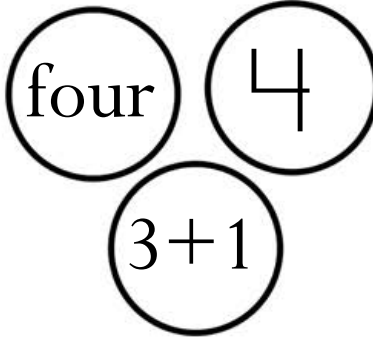



Butterfly Numbers








WWW.KINDERGARTENMOM.COM

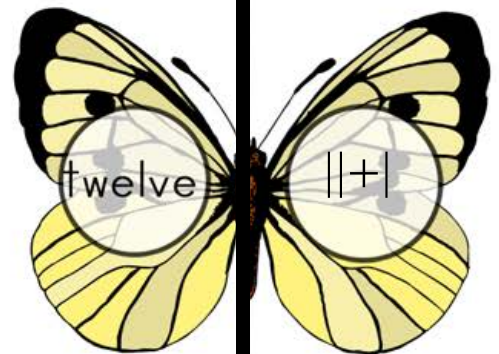
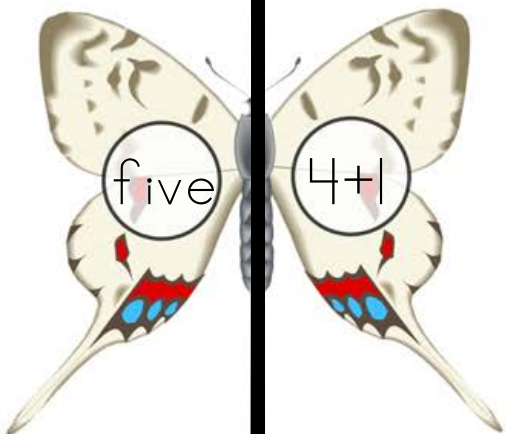


imgaes (c) Jupiter co.

Instructions: Mount butterfly numbers on the folder.
Cut out puzzle playing pieces.
Play: Each butterfly needs to find her matching number
pairs. Example: four, 4, and $3+1$ all mean the same
thing. When you find them, place them on top of the
matching butterfly.


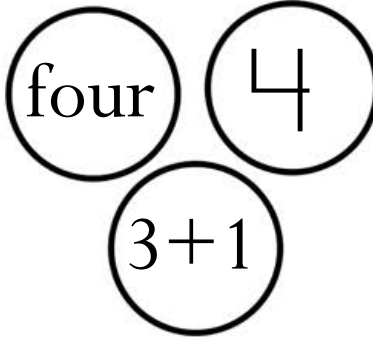

Butterfly Numbers







Butterfly Numbers





WWW.KINDERGARTENMOM.COM





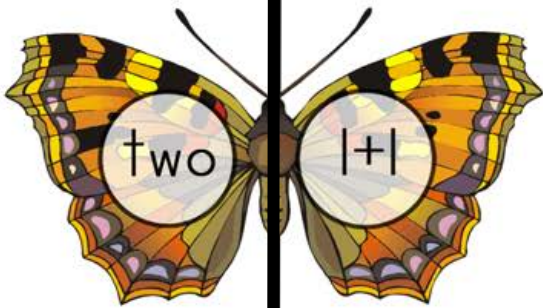
imgaes (c) Jupiter co.

Instructions: Mount butterfly numbers on the folder.
Cut out puzzle playing pieces.
Play: Each butterfly needs to find her matching number pairs. Example: four, 4, and $3+1$ all mean the same thing. When you find them, place them on top of the matching butterfly.


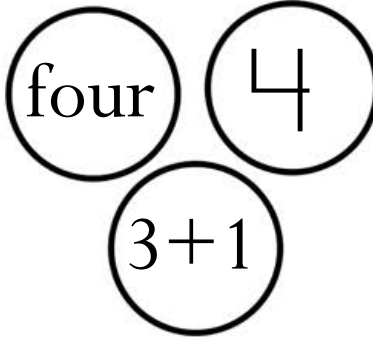

Butterfly Numbers







Butterfly Numbers



WWW.KINDERGARTENMOM.COM

imgaes (c) Jupiter co.

Instructions: Mount butterfly numbers on the folder.
Cut out puzzle playing pieces.
Play: Each butterfly needs to find her matching number
pairs. Example: four, 4, and $3+1$ all mean the same
thing. When you find them, place them on top of the
matching butterfly.

Butterfly Numbers



